

ECTA RESPONSIBLE CARE WORKSHOP

BRUSSELS, 21 SEPTEMBER 2023

Prepared by:

ECTA management team

Peter Devos: ECTA Managing Director

Evert de Jong: ECTA RC Director

Steve Rowland: ECTA RC Director “on-boarding”

Estelle Zink: ECTA Administration & Communication Manager

RC UPDATE

Steve Rowland
Peter Devos
Evert de Jong

2022 RC KPI REPORTS

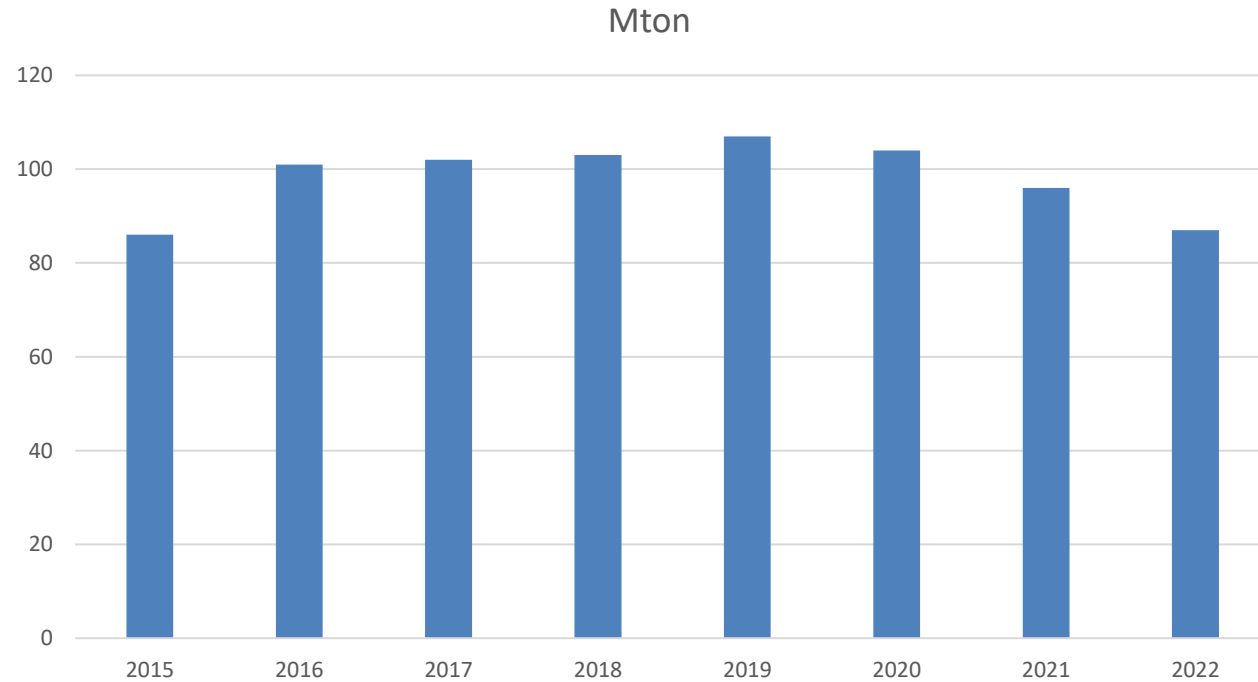
Summary current situation:

1. To date: all 2022 KPI reports received, except 1
2. Chapter 8 Emissions Calculations:
 - for 2021: 27 completed (was an optional item)
 - for 2022: all completed (mandatory)But: lack of uniformity >>> we urgently need the updated calculation guideline!

2022 RC KPI REPORTS

A. Tonnage carried by ECTA RC members (Mton)

	Mton
2015	86
2016	101
2017	102
2018	103
2019	107
2020	104
2021	96
2022	87

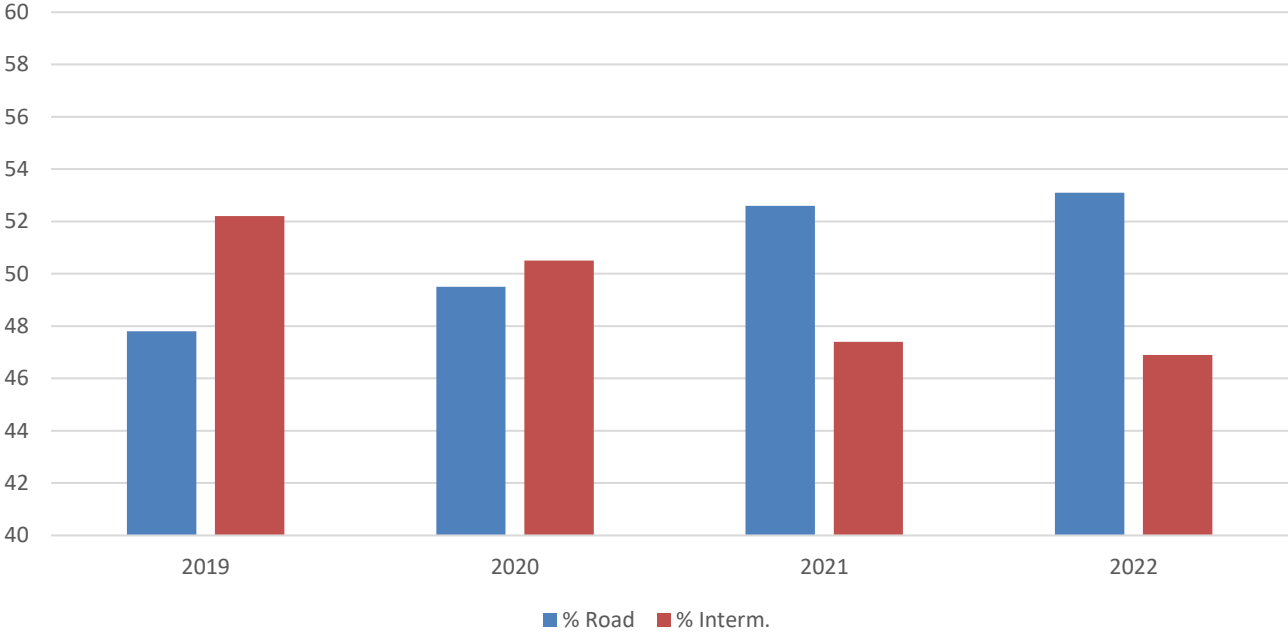


Note: tonnage going down during past 4 years

2022 RC KPI REPORTS

tonkilometers	% Road	% Interm.
2019	47,8	52,2
2020	49,5	50,5
2021	52,6	47,4
2022	53,1	46,9

Percentages TonKms Road vs. Intermodal

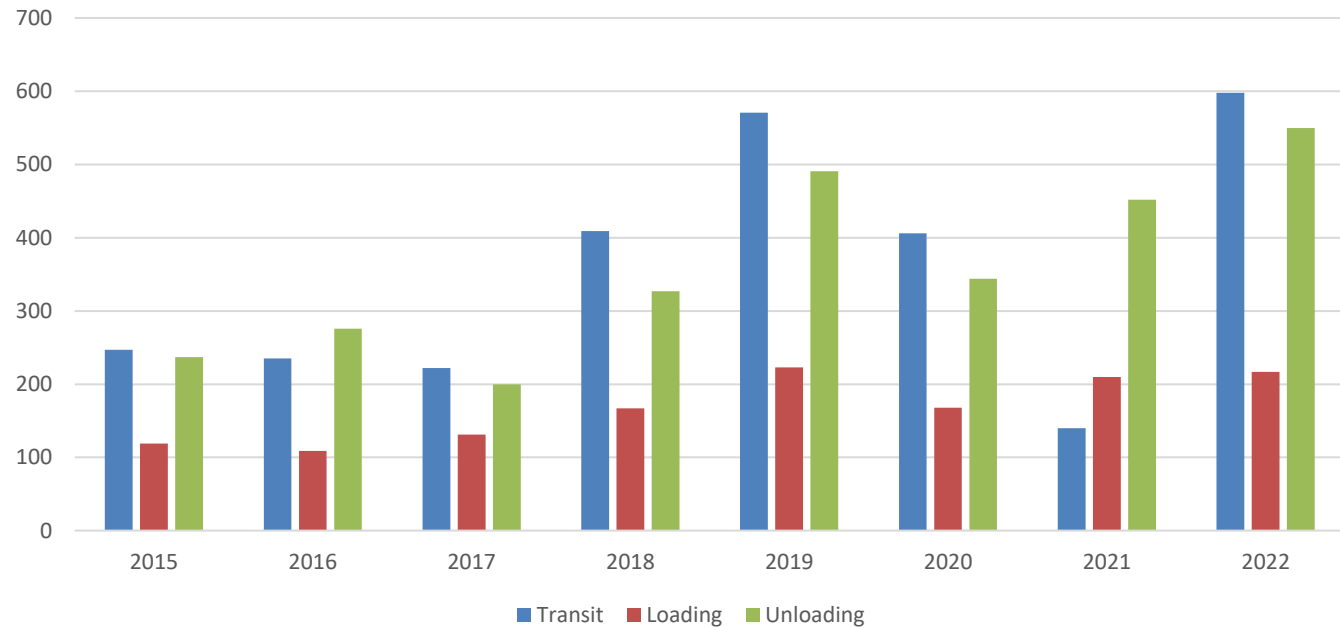


Note: downward trend intermodal tonnage continues

2022 RC KPI REPORTS

total incidents	Transit	Loading	Unloading
2015	247	119	237
2016	235	109	276
2017	222	131	200
2018	409	167	327
2019	571	223	491
2020	406	168	344
2021	140	210	452
2022	598	217	550

Incident Totals



Note: incident categories of In Transit back to before 2021

2022 RC KPI REPORTS

total injury incidents			
	Transit	Loading	Unloading
2015	82	72	102
2016	62	49	98
2017	54	57	86
2018	78	56	106
2019	64	51	114
2020	44	43	89
2021	61	58	103
2022	58	47	94

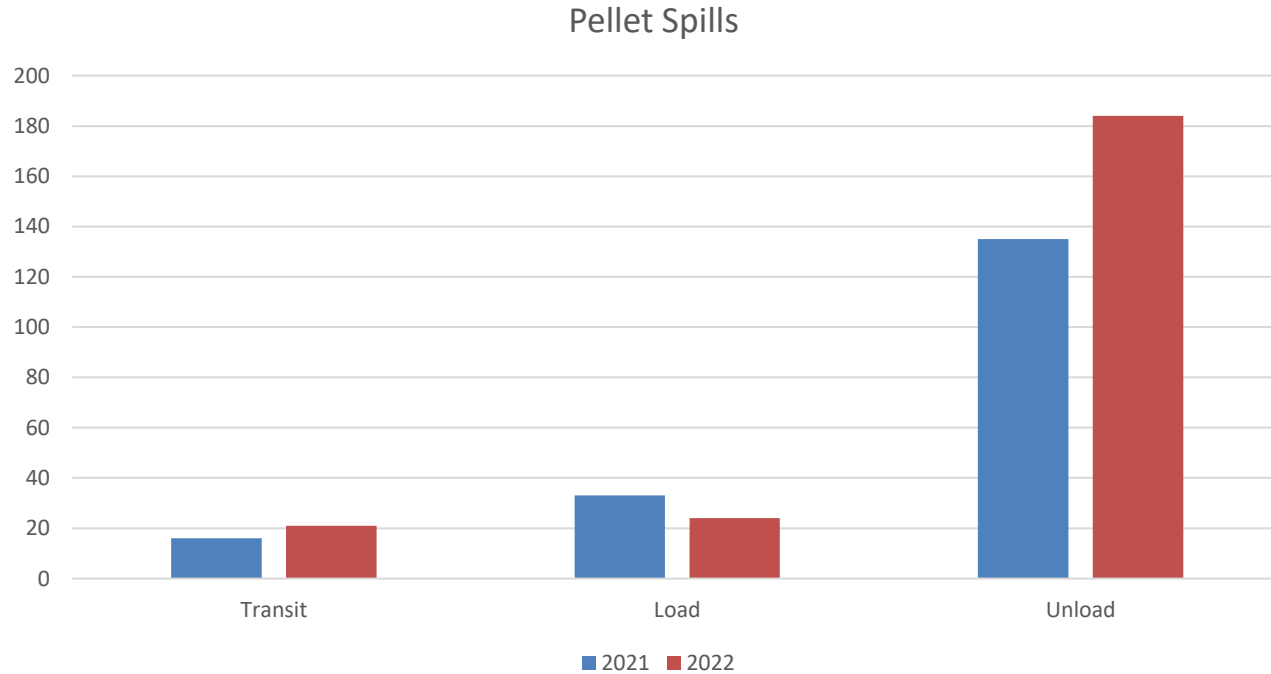
Injury Incident Totals



Note: 2022 totals slightly improving compared to 2021

2022 RC KPI REPORTS

spill plastics	Transit	Load	Unload
2021	16	33	135
2022	21	24	184



Note: WHOOOAA, what's happening here?

2022 RC KPI REPORTS

Additional comments:

1. The incident data in the previous slides were consolidated from the 2022 KPI reports, sent in by ECTA's RC members
2. The ECTA RC KPI forms require the number of incident totals. Criteria are a given per type of incident.
3. No incident reports are shared by our members to the ECTA team. Consequently we are not involved in root cause analysis and also do not have insight in which specific loading/unloading sites are worst performers on HSE aspects.

THE 2023 EXPERIENCE: 1-HOUR WEBINARS



- 09.03.2023** HOW TO BEST IMPLEMENT A CO2 EMISSION CALCULATION TOOL?
- 21.06.2023** HOW TO PREPARE AS CARRIER FOR THE EU GREEN DEAL DIRECTIVE
- 28.06.2023** HOW TO ENABLE AUTOMATED DATA EXCHANGE IN BULK CHEMICAL LOGISTICS
- 10.10.2023** DIGITALIZATION OF FREIGHT DOCUMENTS
- 24.10.2023** GETTING EMISSIONS DOWN: THE HYDROGEN SOLUTION
- 28.11.2023** THE INTERMODAL SHIFT: POSITIVE & NEGATIVE EXPERIENCES

AVERAGE > 100 REGISTRATIONS PER WEBINAR

THE NEW RC KPI FORMS

2023

The reporting forms have been minimally changed

2024



We need to know the changes caused by:
EU Directives / ISO 14083 / GLEC Module 5 /
Cefic-ECTA Guideline / SQAS 2024 revision

➤ ISO 14083
➤ EU Green Deal

➤ GLEC Module 5

➤ Rev. Cefic/ECTA
Guideline

➤ Rev. SQAS 2024

➤ Rev. ECTA RC KPI's